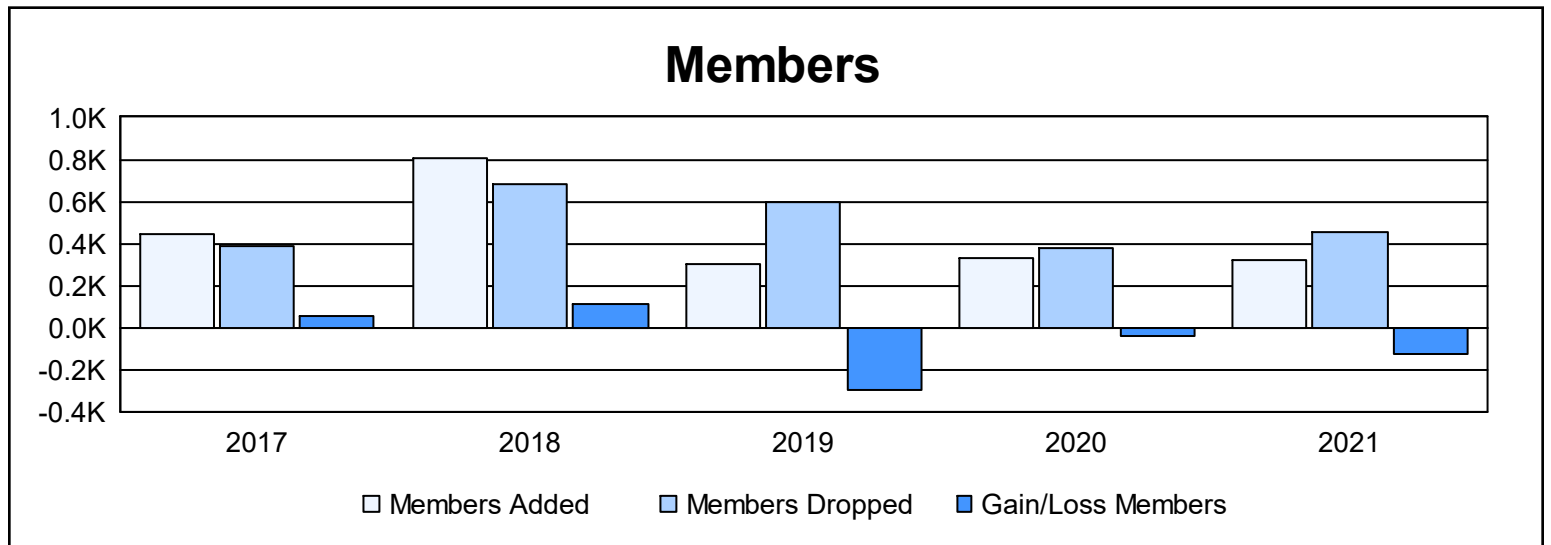
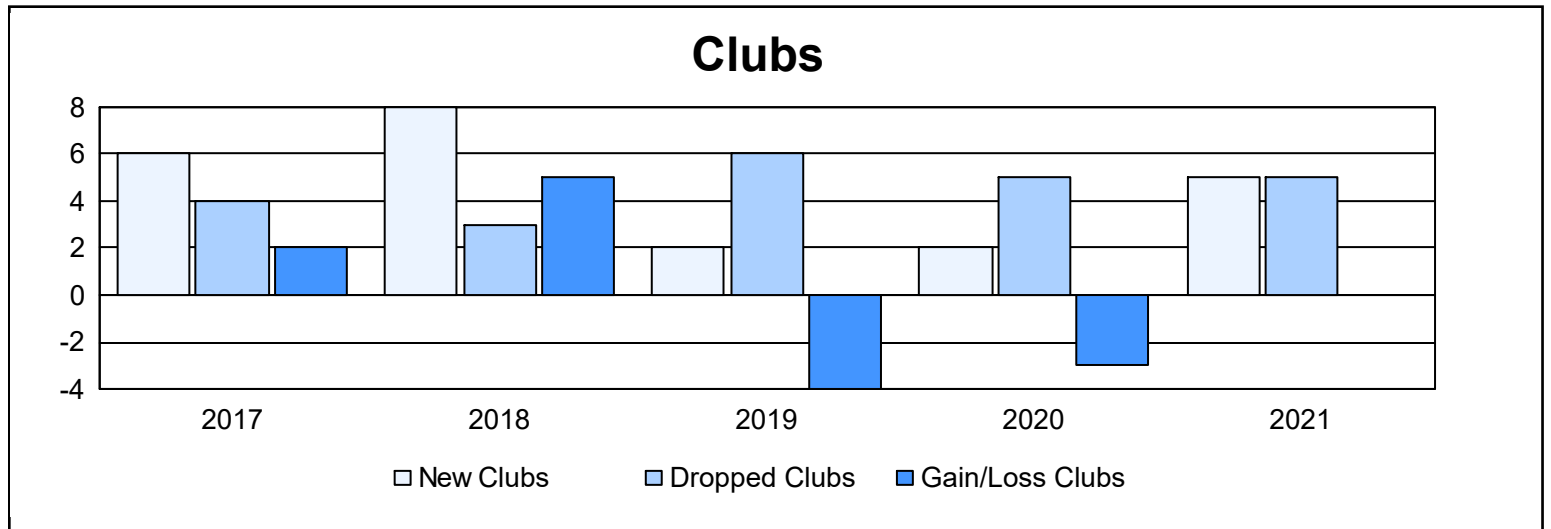
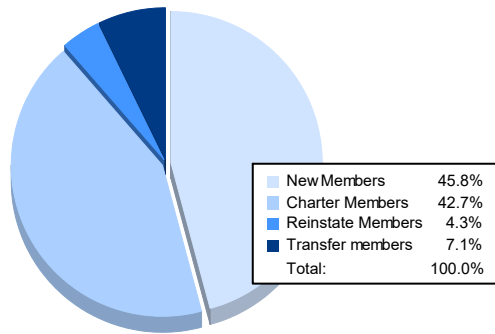


Year	New Clubs	Dropped Clubs	Gain/ Loss Clubs	New Members	Charter Members	Reinstate Members	Transfer Members	Total Member Added	Total Members Dropped	Gain/ Loss Members
2016-2017	6	4	2	258	161	24	0	443	388	55
2017-2018	8	3	5	395	233	159	15	802	686	116
2018-2019	2	6	-4	121	91	68	19	299	597	-298
2019-2020	2	5	-3	197	79	56	1	333	375	-42
2020-2021	5	5	0	148	138	14	23	323	453	-130
<b>Average</b>	<b>5</b>	<b>5</b>	<b>0</b>	<b>224</b>	<b>140</b>	<b>64</b>	<b>12</b>	<b>440</b>	<b>500</b>	<b>-60</b>



### Membership Composition June 2021 Cumulative



### Gender Composition June 2021 Cumulative

